

Facility Child Care Fees 2010

Type of Care	Average Fee	Range of Fees
Infant Care / Month (0 - 18 Months)	\$975.44	\$915 - \$1100
Infant Care / Day	\$52.85	\$45 - \$71.50
Toddler Care / Month (19 Months - 3 Years)	\$948.11	\$854 - \$1000
Toddler Care / Day	\$49.81	\$45 - \$60
3 - 5 Care / Month	\$742.83	\$640 - \$925
3 - 5 Care / Day	\$40.26	\$35 - \$60

Type of Care	Average Fee	Range of Fees
School Age Care Before <u>or</u> After School Care / Month (5 - 12 Years Old)	\$311.63	\$242 - \$350
School Age Care Before <u>or</u> After School Care / Day (5 - 12 Years Old)	\$16.01	\$12 - \$28
School Age Care Before <u>and</u> After School Care / Month (5 - 12 Years Old)	\$336.40	\$242 - \$385
School Age Care Before <u>and</u> After School Care / Day (5 - 12 Years Old)	\$18.19	\$12 - \$28
School Age Care Full Days, School Breaks, Pro-D Days	\$33.18	\$25 - \$40

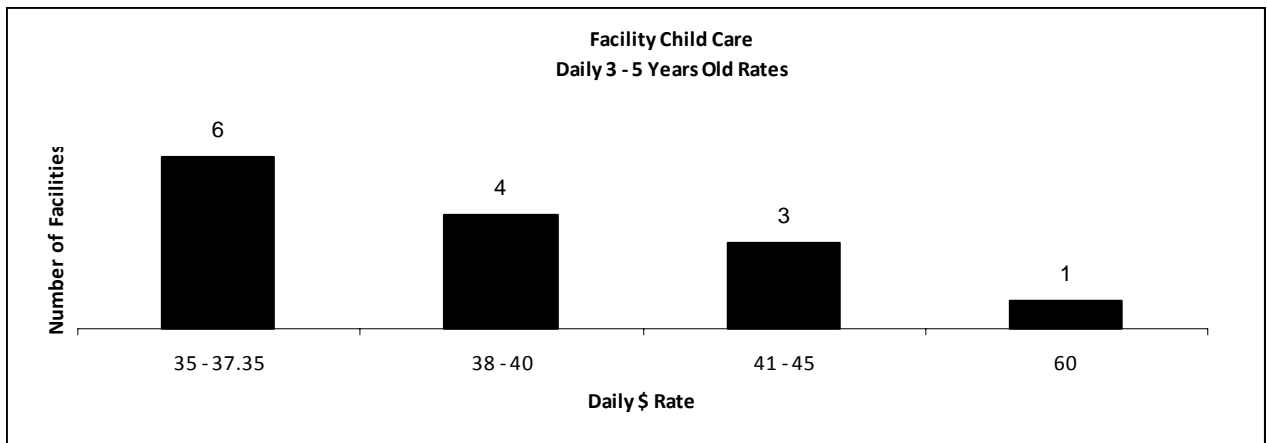
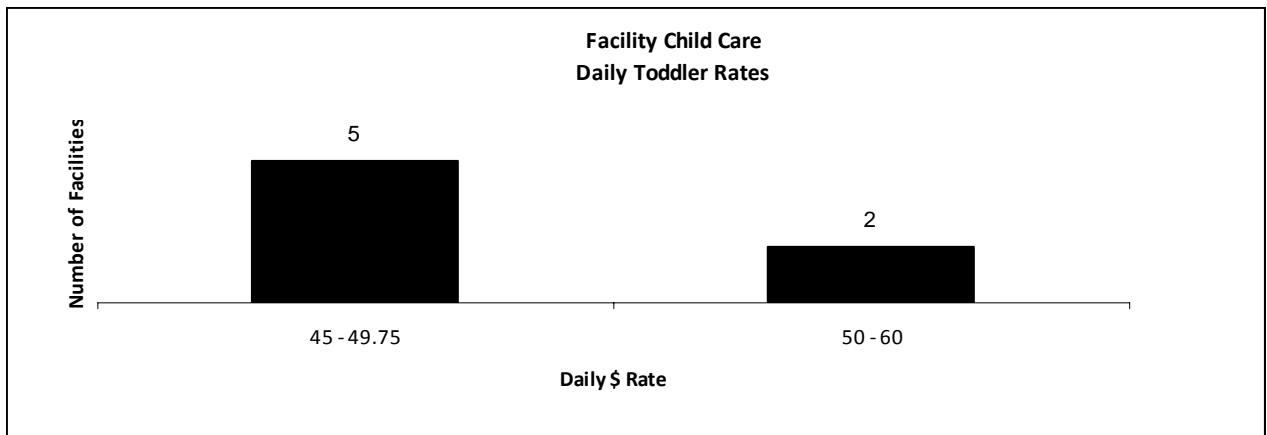
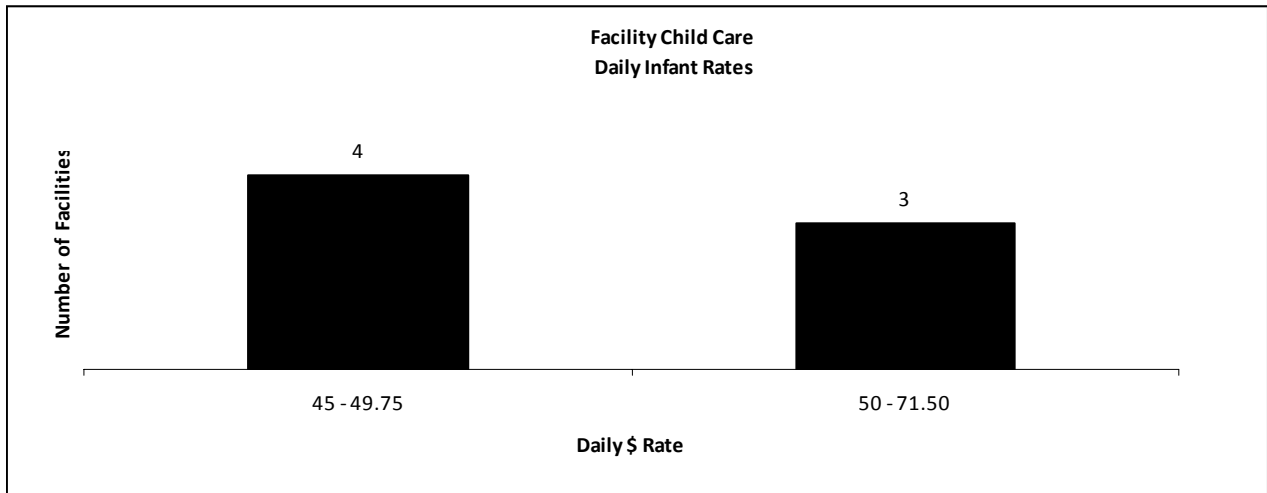
When viewing the survey results please keep in mind reasons that may effect the fees charged.
(some examples are isted below)

- ~ before and/or after school vehicle transportation to schools (distance travelled)
- ~ meals and/or snacks
- ~ field trips
- ~ sibling discount
- ~ hours/days

43% of our members completed this survey.

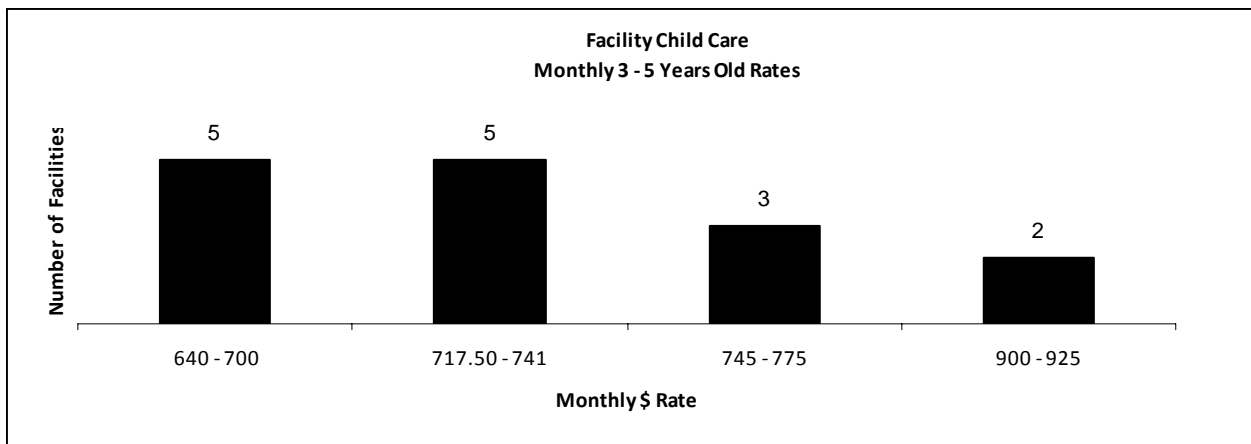
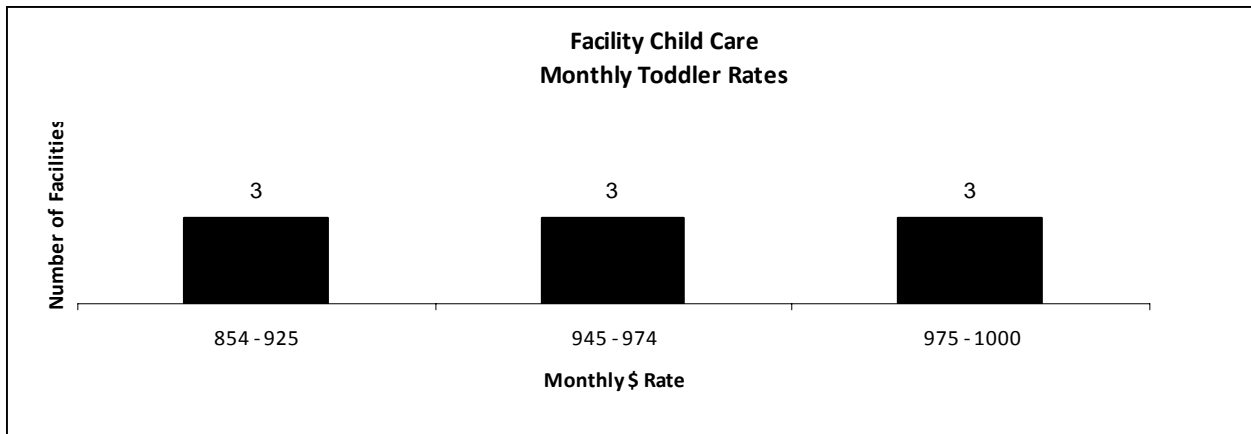
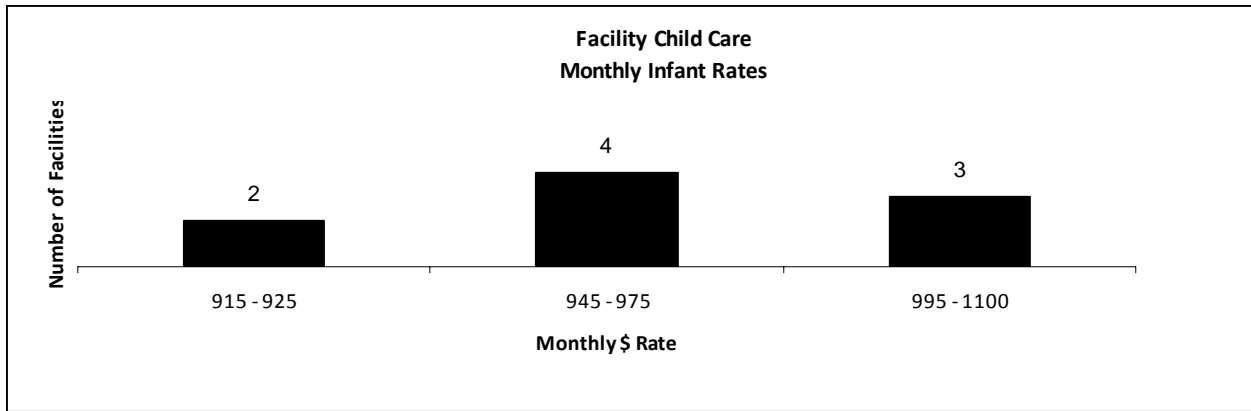
Facility Child Care Fees 2010

DAILY Graphs



Facility Child Care Fees 2010

MONTHLY Graphs



Facility Child Care School Age Fees 2010

